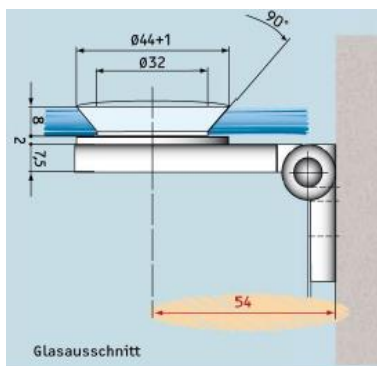


## Product Data Sheet

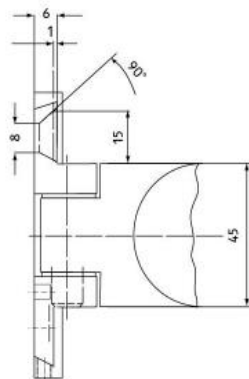
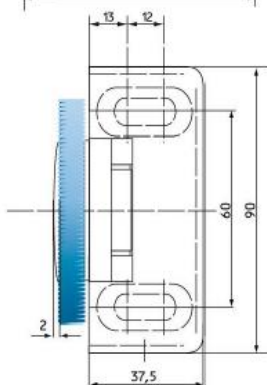
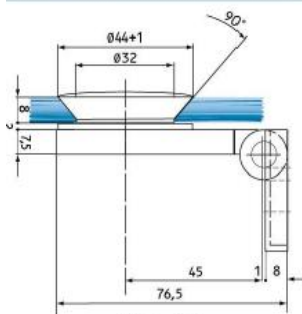
### Hinge glass / glass 90° without spring tension



### Hinge glass / glass 90° without spring tension (screw system)



*The measurement of the seal between glass / wall has to be subtracted from the 54mm measurement.*



Useable right or left

#### Used glass Type:

ESG 8mm acc.to DIN 1249

#### Glass Mounting:

Covered adjustable area from inside by means of a cone (+/- 3 mm).

Screw cap as coverage

#### Wall Mounting:

Adjustable in a long hole (+/- 4mm)

Ornamental plate with ridge guidance

#### Mounting Note:

Countersunk screw in stainless steel,  
Diameter 6mm.

#### Load Capacity:

Using two brackets max. 50 kg

Glass Pane load,

Maximum door width 110 cm

(1 sqm Glass 8mm equates to 20 kg)

NewPro – Neue Produkte & innovative Ideen für Oberflächen und Reinigung

Lutz-Henning Robitzsch

Ricarda-Huch-Weg 2 D-40789 Monheim a. Rhein

Tel: +49 (0) 2173/964280 Fax: +49 (0) 2173/964282

eMail: [news@newpro.de](mailto:news@newpro.de) Internet: [www.g-pro.com](http://www.g-pro.com)

**GRAFFITI**  
MAGIC



**Material:**

Solid Brass

**Surfaces:**

Polished chrome and matt chrome.